

If you have any questions, please contact me at [jamie@teachmommyteach.com](mailto:jamie@teachmommyteach.com)

Thank you for downloading!

You May:

- use these resources in your own home or classroom for non-commercial use.
- print as many copies as you would like.
- share the website link, <https://teachmommyteach.com/>, where this printable can be found, so that others can download the file.

You May NOT:

- sell, give away, or share a printed copy. Each person should download separately and print.
- print out a copy for multiple teachers, as in an entire school, co-op, or other group. Each teacher should download separately and print.
- link directly to the pdf. Instead, link to the page on <https://teachmommyteach.com/> or <https://teacherspayteacher.com/> where you found the download.
- claim this or any part of this printable as your own.
- alter this printable and claim it as your own.
- host any of the files on your personal or other websites that can be shared with others.
- Upload this resource to any file sharing sites

Credits!! Thank you Speaking of Images and Open Clipart!



<https://www.teacherspayteachers.com/Store/Speaking-Of-Images>



<https://openclipart.org/>

# Sight Words Kindergarten


## Book 10: Mat Hid

### Pre-Reading Worksheets


Your child will practice the high-frequency words *goes*, *down*, and *home*. Your child will also practice *CVC* words and blends.

Name: \_\_\_\_\_

Let's practice the sight word **down**. **Down** begins with a **d** sound, then an **ow** sound, and ends with the **n** sound. The **ow** sound may be a new sound. Let's practice only the **ow** sound. Practice saying the **ow** sound.



Practice sounding out the word **down** with the pictures of the mouths below as a guide.




**d**

**ow**

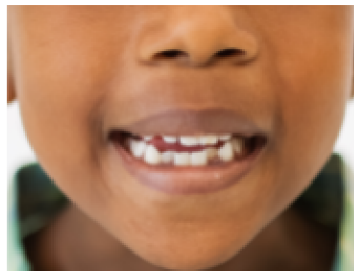
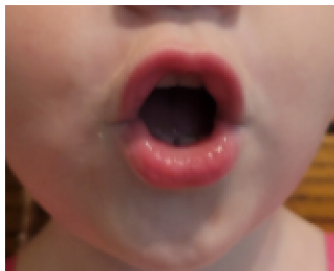

**n**

Trace the word **down**. Write the word **down**.



Name: \_\_\_\_\_

Let's practice the sight word **goes**. **Goes** begins with a **g** sound, then a **long o** sound, and ends with the **s** sound. The **long o** sound may be confusing because it is spelled in a way that has not been previously learned. Let's practice sounding out the word **goes** by using the pictures of the mouths as a guide.

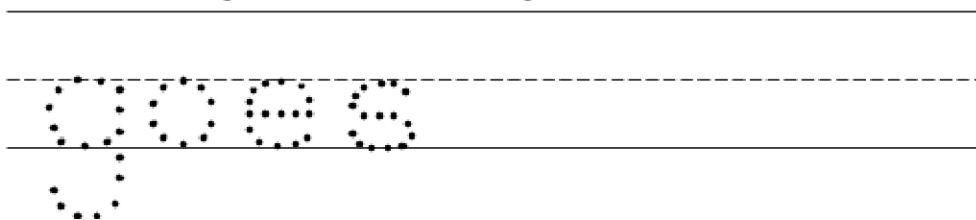


g
---

oe
----

s
---

Trace the word **goes**. Write the word **goes**.



Let's practice reading the words **down** and **goes**. Read the following sentences. Make an arrow above and across the word **goes**. Make an arrow pointing **down** beside the word **down**. Below is an example.

down ↓

→ goes

**The dog goes down to the pond to get a drink.**

**The man goes down to the pond to fish.**

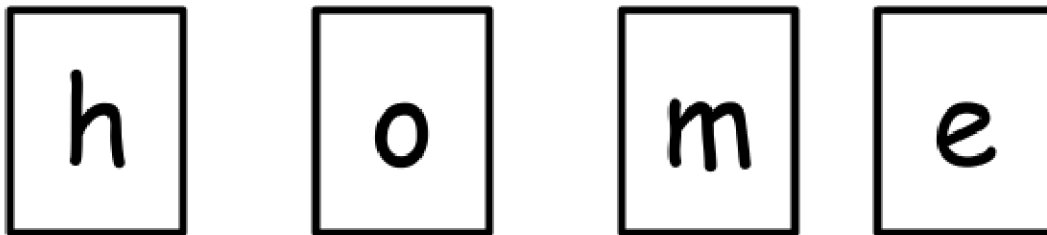
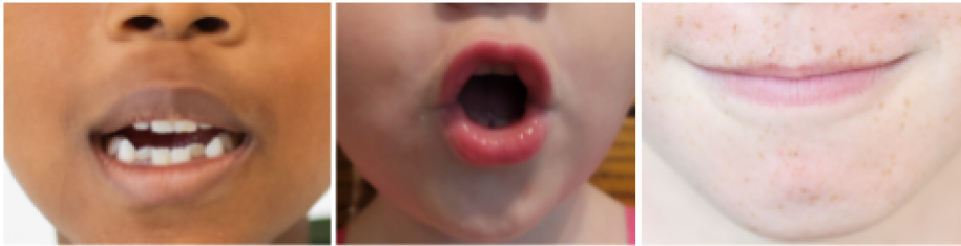
**The mom goes down to the pond to nap.**

Name: \_\_\_\_\_


The vowels are **A, E, I, O,** and **U.** All of the other letters are consonants. When a word follows a **vowel-consonant-letter E** pattern, the **vowel** will represent a **long vowel sound** and the **e** will be silent.

The word **home** can be a difficult word to sound out because it follows the **vowel-consonant-letter E** pattern. The letter **e** will be silent and the vowel **o** before the consonant **m** will represent the **long o vowel** sound. Practice sounding out the word **home** with the pictures below as a guide. Draw an X over the letter **e** because it is silent.

(If your child is having trouble with this pattern, it will be covered much more in the Later Stages of Bob Books. Do not worry too much about the pattern rule other than exposure at this point.)



Trace the word **home**. Write the word **home**.



Practice reading the word **home**. Draw a small **home** around the word **home** each time you read it. An example is below.



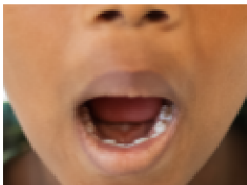
Let's go home. Mom has fish to eat at home!

Name: \_\_\_\_\_

Touch each dot and say the sound the letter(s) above represent. Then, touching the arrow, put the sounds together to sound out the word.

rest • • • •	rest →
skips • • • •	skips →
bath • •	bath →
kiss • •	kiss →

Read the following words. The **a** will represent an **aw** sound.



<b>all</b>	<b>all</b>	<b>all</b>
<b>call</b>	<b>fall</b>	<b>ball</b>
<b>calls</b>	<b>falls</b>	<b>balls</b>

Name: \_\_\_\_\_

Draw a line from the word to the picture it represents.

home



calls



bath



kiss



rest



Thank you [openclipart.org](https://openclipart.org/)!!

# Sight Words Kindergarten

## Book 10: Sun Sets

### Extra Practice

### Post-Reading Worksheets



Name: \_\_\_\_\_

Read the following short story. Then draw a picture below to illustrate it.

Jen goes down the hill. She skips home. She sits down and eats some fish. Next Jen gets a bath. Mom hugs Jen. She gets a kiss. Jen goes to bed. She needs to rest.

# Sight Words Kindergarten

## Book 10: Mat Hid

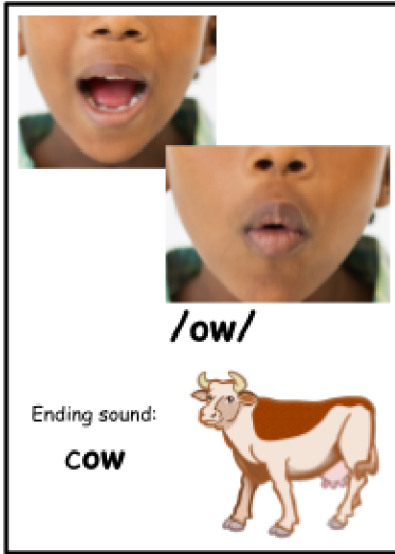
# Answers

## Pre-Reading Worksheets


Your child will practice the high-frequency words *goes*, *down*, and *home*. Your child will also practice CVC words and blends.

Name: Answers

Let's practice the sight word **down**. **Down** begins with a **d** sound, then an **ow** sound, and ends with the **n** sound. The **ow** sound may be a new sound. Let's practice only the **ow** sound. Practice saying the **ow** sound.



Practice sounding out the word **down** with the pictures of the mouths below as a guide.



d

ow

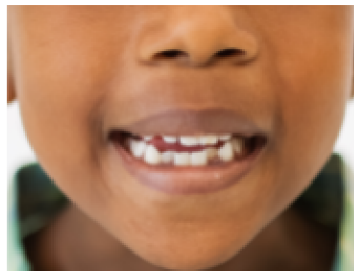
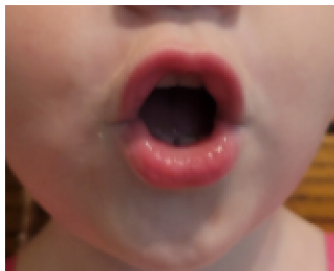

n

Trace the word **down**. Write the word **down**.

**down down**

Name: **Answers**

Let's practice the sight word **goes**. **Goes** begins with a **g** sound, then a **long o** sound, and ends with the **s** sound. The **long o** sound may be confusing because it is spelled in a way that has not been previously learned. Let's practice sounding out the word **goes** by using the pictures of the mouths as a guide.



g

oe

s

Trace the word **goes**. Write the word **goes**.

**goes goes**

Let's practice reading the words **down** and **goes**. Read the following sentences. Make an arrow above and across the word **goes**. Make an arrow pointing **down** beside the word **down**. Below is an example.

down ↓

→ goes

The dog **→ goes ↓** down to the pond to get a drink.

The man **→ goes ↓** down to the pond to fish.

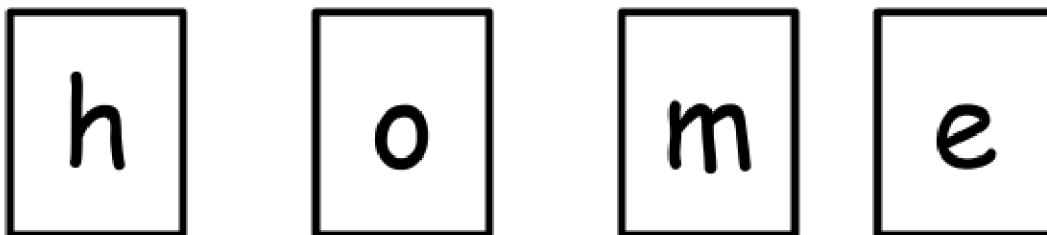
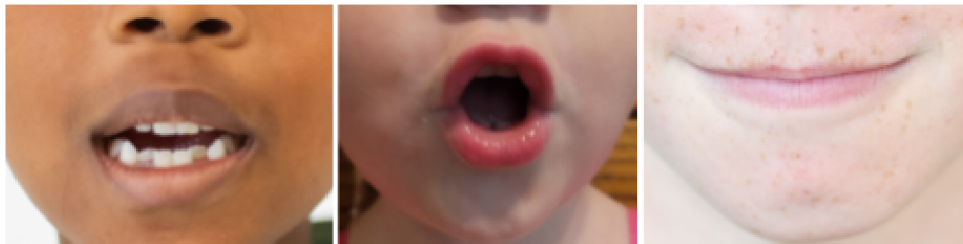
The mom **→ goes ↓** down to the pond to nap.

Name: **Answers**

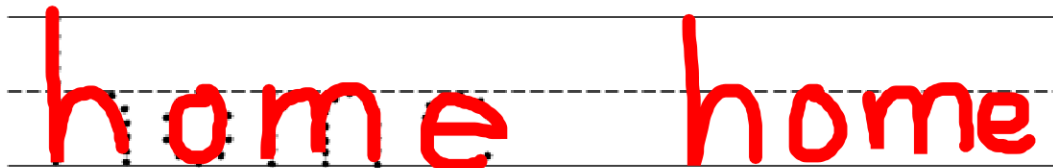
The vowels are **A, E, I, O,** and **U.** All of the other letters are consonants. When a word follows a **vowel-consonant-letter E** pattern, the **vowel** will represent a **long vowel sound** and the **e** will be silent.

The word **home** can be a difficult word to sound out because it follows the **vowel-consonant-letter E** pattern. The letter **e** will be silent and the vowel **o** before the consonant **m** will represent the **long o vowel** sound. Practice sounding out the word **home** with the pictures below as a guide. Draw an X over the letter **e** because it is silent.

(If your child is having trouble with this pattern, it will be covered much more in the Later Stages of Bob Books. Do not worry too much about the pattern rule other than exposure at this point.)



Trace the word **home**. Write the word **home**.



Practice reading the word **home**. Draw a small **home** around the word **home** each time you read it. An example is below.



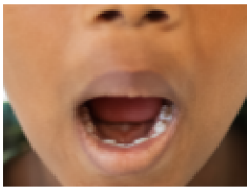
Let's go home. Mom has fish to eat at home!

Name: **Answers**

Touch each dot and say the sound the letter(s) above represent. Then, touching the arrow, put the sounds together to sound out the word.

rest • • • •	rest →
skips • • • •	skips →
bath • •	bath →
kiss • •	kiss →

Read the following words. The **a** will represent an **aw** sound.



<b>all</b>	<b>all</b>	<b>all</b>
<b>call</b>	<b>fall</b>	<b>ball</b>
<b>calls</b>	<b>falls</b>	<b>balls</b>



# Sight Words Kindergarten

## Book 10: Sun Sets

**Answers**  
Extra Practice  
Post-Reading Worksheets



Name: Answers

Read the following short story. Then draw a picture below to illustrate it.

Jen goes down the hill. She skips home. She sits down and eats some fish. Next Jen gets a bath. Mom hugs Jen. She gets a kiss. Jen goes to bed. She needs to rest.

